

Prodigy™ Dual Lane System



Smarter, Faster and Highly Versatile

The Camalot® dispenser is designed and built to deliver extremely accurate dispensing at high speeds, exceptional frame stability and state of the art drive systems enable 1.5g's of acceleration and dot/line placement accuracies less than ± 35 microns at 3 Sigma.

Dual lane conveyors enable improved optimization by allowing two identical or two different products to be processed in either lane. Lanes can also be configured as "Active" or "Passive/Pass through", the latter enables direct transfer to the downstream machine if required when 2 dispensers are configured together for high throughput applications.


The dual lane concept provides increased throughput and flexibility, therefore greater productivity, as head optimization is increased and product transfer time decreased.

Available in a compact four-zone, 830mm width system or the larger 1270mm six-zone system for processing a wide range of product sizes.

All existing Prodigy™ pumps and options are available on the dual lane systems, including the unique and patented Dynamic Dual Head™ and NuJet™ feature. Both are proven to dramatically improve UPH while maintaining high yields.

Features

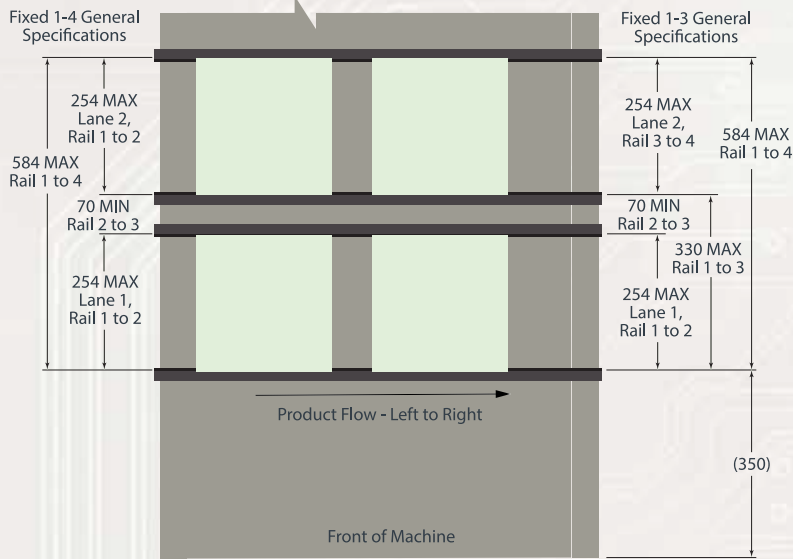
- 4 or 6 zone configurations, edge clamps or heated chucks
- Product size up to 400mm x 254mm
- 1st and 3rd or 1st and 4th fixed rails
- Independent lane width adjust
- Increased productivity
 - Multi-tasking of dispense process between lanes
 - Board transfer time eliminated
- Interlocked covers allow access to input and output zones



Prodigy Performance Specification		Standard Features	Additional Options
XY Placement	± 35 microns @ 3 Sigma	Laser Z-Sense	Dynamic Dual Head (DDH)
XY Repeatability	± 10 microns @ 3 Sigma	Needle cleaner	Weight Scale
XY Acceleration	1.5g peak	Vision system	Jet and/or auger pumps
Z-Axis Accuracy	± 25 microns @ 3 Sigma	XYZ calibration/purge station	Heated chucks/Edge clamps
Z-Axis Repeatability	± 10 microns @ 3 Sigma	Benchmark software	Independent 2nd Z-Axis
Dot Placement Speed (Jet)	50,000 DPH (3mm pitch)	SPC data collection	MES - SECS/GEM Interface

See reverse for dual lane conveyor specifications

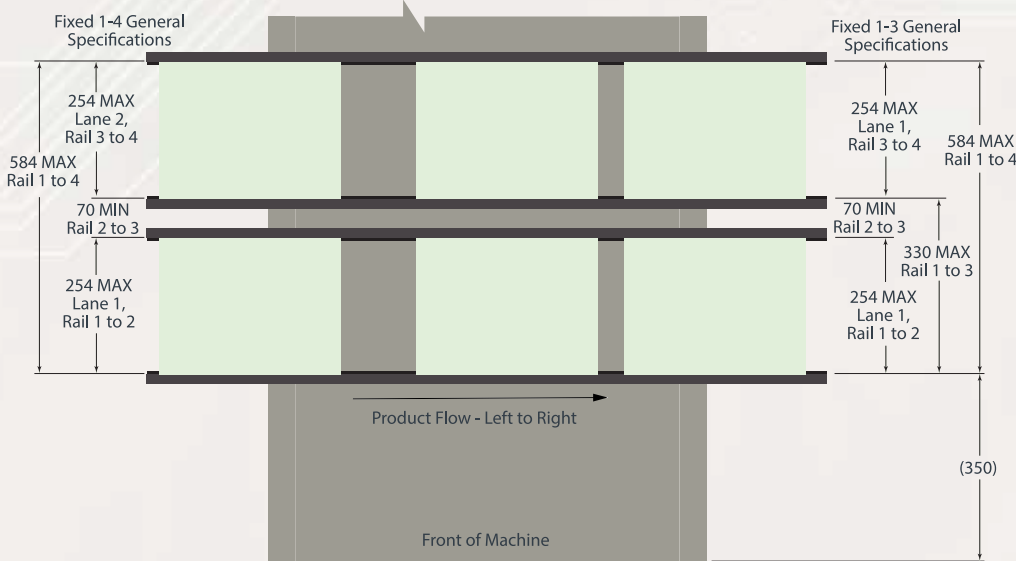
Prodigy™ Dual Lane System



830mm (32") Dual Lane

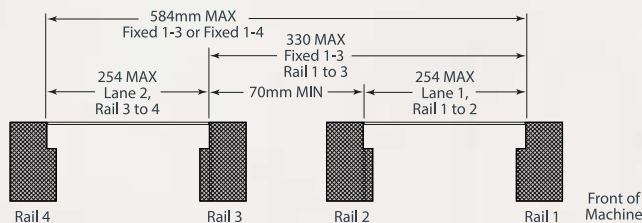
- Details on left shown with 4 zones of board clamping or heated chucks up to 250mm x 200mm)
- Maximum board length up to 300mm

All dimensions shown with Prodigy standard 5mm edge clearance.



1270mm (50") Dual lane

- Details on left shown with 6 zones of board clamping or heated chucks up to 330mm x 254mm
- Maximum board length up to 400mm



Ability to dispense a large board by moving rails 3 and 4 to the rear (consult factory)

ITW EAE is a division of Illinois Tool Works, Inc. It is a consolidation of all of its Electronic Assembly Equipment and Thermal Processing Technology. The group includes world-class products from MPM, Camalot, Electrovert, Vitronics Soltec and Despatch.

© 2019 ITW all rights reserved. Prodigy DL 1-19

www.itweae.com

Camalot

Electronic Assembly Dispensers

ITW EAE