

Vitronics Soltec

Electronic Assembly Equipment


TW EAE

ZEVA Selective Soldering Solution




**Proven Performance
from a Century of
Soldering Experience**


- High frequency fluxing technology provides the most accurate process to answer the highest quality challenges
- Patented convection preheating provides the best heat transfer to address the most complex thermal requirements
- Patented soldering design excels in the challenges of miniaturization
- Flexible platform is highly customizable and allows on-the-fly changeovers
- Process control provides maximum insight on day-to-day performance



High frequency, high speed drop jet fluxing, matching every cycle time and drop size requirement



Sustainable design with optimal inert atmosphere increases your yields while keeping the cost of operation low



Extractable solderpots enable product changes during production and improve ergonomics



Selective Soldering Solution

The ZEVA brings the next dimension to selective soldering technology. It's what you need today to meet the growing challenges of high yields, cost effective production and process control. Operator and maintenance interventions can be executed during manufacturing. The machine's architecture allows it to accommodate the appropriate setting to match each individual application.

Key standard features

- High frequency fluxing
- Inline preheating system
- SmartTeach offline programming
- Automatic Width adjustment
- SMEMA interface
- Advanced solder feeder
- .net base software


Key optional features

- Closed loop preheater management
- Board warpage compensation
- Up to three preheat stations
- Up to three multiwave or selectwave stations
- Outfeed at infeed side
- Flux guarding
- Topside convection heating
- Dual flux axis


Model	ZEVA
Max PCB or pallet size	310 x 410 mm
Max PCB weight	10 kg
Solder pot volume	MW 180 kg / SW 45 kg
Max soldering area	250 x 350 mm
N2 consumption	75 L/min
Maximum components height top side	120 mm
Power supply	3 x 400V 50/60 Hz
Machine size (L x W x H) (without light tower)	3080 x 1675 x 1620 mm



Flux and solder can be added without stopping manufacturing



Up to 5 preheat stations with best in class convection preheating performance



Selectwave capabilities with unique rotating non wettable solder nozzles

ITW EAE is a division of Illinois Tool Works, Inc. It is a consolidation of all of its Electronic Assembly Equipment and Thermal Processing Technology. The group includes world-class products from MPM, Camalot, Electrovert, Vitronics Soltec and Despatch.